



RIGHT CONTENT, AT THE RIGHT TIME TO THE RIGHT USER



**4DECISION is a web-based BI product for reporting, analysis and monitoring. 4DECISION is a fast, smart and robust tool, much easier to use than existing solutions on the market. 4DECISION is based on MS data warehouse solutions which are quality assured information. 4DECISION provide the best solutions from big data to the cloud.**

Every day employees at different levels make decisions, each one contributing to shape the future fate of the organization. Private and public employers alike put greater emphasis on underpinning these decisions based on correct facts.

Managing organizational data well is often mentioned as a key success factor when coping with tomorrow's fierce competition.

4IT AB helps you take control of the organizational supply and demand of data. 4DECISION is our tool enabling employees in the organization to make better decisions regardless of role, rank or responsibility.

Distributing reports fast and effectively to operations is an ever growing task. 4Decision gives you the ability to easily create presentations that are linked to groups of users.

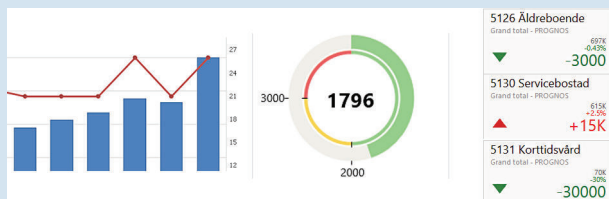
In this way, the format and content is automatically adjusted according to the user in reports and presentations made for a content library as well as individual key performance indicators published on the intranet's home page. Reports can also be made more interactive as even users with no prior knowledge can easily switch between distributions and make filter selections with intuitive slicer controls.

**If you are an application provider and wants a BI cloud solution...**



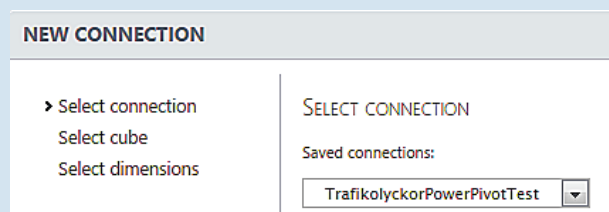
4Decision is a completely web-based application that can read information from virtually any data source. Since the content of the presentations can be adapted to both the user level and at the level of content, it makes 4Decision a perfect platform for all kinds of cloud services.

**If you are a solution provider and want a BI application to your customer...**



4Decision is designed to be a general tool for the organization that needs a BI solution in their environment. 4Decision is a robust application that is being tested in a variety of environments such as ERP, HR, MIS systems to sensors, mobiles, cameras and more. KPIs and gauges can be integrated as dynamic objects in dashboard solutions.

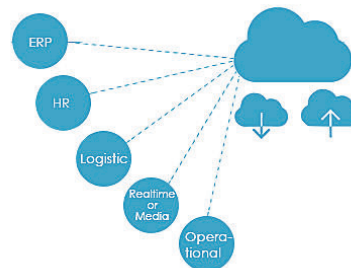
**If you are an end user with Microsoft technology and want the best...**



4Decision is based on the Microsoft BI platform with SQL Server and OLAP cubes, which provide a structured and quality assured investment for an organization. 4Decision is designed to increase business value in environments with Microsoft solutions. One example is to use the Power Pivot with 4Decision to create a self-service BI.

**Some benefits and features**

- Users can save reports in the system, print reports or export entire reports or single items as PDF-files
- Reports can be exported in several other formats, e.g. to enable numerical processing in MS Excel®
- Users can use either a computer or mobile device to reach reports and indicators in their personal portal
- Permission control can be integrated with the logon for MS Windows® already used by the staff
- Since the tool is entirely web based no installations are required on clients to display or create reports
- Content in distributed reports can interactively be filtered or redefined by selectable dimensions
- User can drill up or down through a report and perform drill through from a particular report cell
- Embedded definitions and explanations facilitate coherent interpretations of displayed information
- Reporting features and -graphics are completely independent from other tools such as MS Office®
- Comparisons to set objectives, previous results or any relevant bench mark can be clearly visualized
- Multiple data series can be displayed as bars and lines in a single chart, if necessary on second axis
- Graphs and reports with a high level of interactivity creates a pleasing and exploratory user experience



- AGILE** as the organization quickly can begin building reports and discover new ways to manage information
- SIMPLE** for the end user to see prepared presentations, to create their own reports and to process the content
- ROBUST** with quality checked and traceable data, reliable calculations and adequate permission control
- POWERFUL** since OLAP-technology provides for short response time also when processing very big data sets
- SMART** as several different information needs can be satisfied within one single and entirely web based tool
- COST-EFFECTIVE** because many users can be served without expensive and complicated license agreements